

Makawanpur Multiple Campus

Hetauda- 2, Makawanpur

2037



Annual Report

Fiscal Year 2077/2078

Publication Date: 2078-02-10

Report Preparation Team

Dr. Yam Bahadur Silwal

Mr. Nirajan Parajuli

Mr. Rupak Khulal




Report Endorsement Date: 2078-01-25

Executive Summary

Makawanpur Multiple Campus (MMC), a nonprofit making & community run higher educational institution affiliated to TU, was established in 1980 with contribution of people of Makawanpur district, District Development Committee, Hetauda Municipality, various private and public organizations including Makawanpur Chamber of Commerce and Industry, Narayani Transportation Association and so on. MMC is moving ahead with an aim of fulfilling all the requirements to meet the aspired goals and objectives with the collective efforts of all the concerned authorities. The campus still has to do a lot of endeavors to be a leading and vibrant educational institution of the nation.

Makawanpur Multiple Campus (MMC) prepares annual report to disseminate the information about the various aspects of the campus to the stakeholders. Annual report is prepared by a team after a number of meetings with the members of campus administration. The report is submitted to the campus management committee and after the approval; it is submitted to Campus Assembly (CA). The Campus Assembly includes stakeholders of the campus like representative of guardians, members from Teacher's Association, representative from Student Union and members from different fields in the community. This annual report reflects the financial and academic development of the campus. After CA approves it, the report is published for the public purpose.

This report includes the academic progress by presenting total existing programs and the trend analysis of enrollment of the students in different programs and levels in last three years. It not only shows the increment of numbers of students in the campus, but also the increment in number of female students and educationally disadvantaged groups. It shows growth of student facilities like scholarships, books in library, equipments in labs etc.


Dr. Shankar Prasad Upadhyaya
Campus Chief






Table of Content

<u>Topics</u>	<u>Page No.</u>
Background	1
Academic Progress	2
Physical Progress	5
Financial Progress	8
Social Progress	12
Issues & Challenges	13


Dr. Shakti Prasad Upadhyaya
Campus Chief



Background

Makwanpur Multiple Campus (MMC) was established in 2037 B.S. with the view of providing higher education not only to the people of Makwanpur district, but also the aspiring people from neighboring districts. The campus at present is the consequence of the insurmountable efforts, unflinching struggle and deep love of people of Makwanpur district. In 2069 it was QAA certified by UGC and in 2018 it is reaccredited by UGC. The financial support for this process has helped in academic and infrastructural development of the campus and the condition of MMC at present has changed a lot.

The campus has six eye-catching buildings in which it has been operating administrative service and teaching learning activities. It has got a separate library building which contains a large number of text books, reference books, articles journals, encyclopedias etc. There is also a separate canteen for the students and the teaching and non-teaching staff. Similarly, it has got a separate building for the science and the computer laboratories. Therefore, MMC at present is expanding its horizon. It has got a large play ground for the students to carry out their practical exercises. There is also a beautiful garden which is also being used as a botanical garden by the students of Science. The temple of the Goddess Saraswati is standing in front of the main building of campus. The three storeyed campus building constructed under the financial assistance of the Government of India (GOI) is the most attractive one. It is being used as the classroom building in which bachelor programs of different faculties are running quite successfully. Next to it stands the library building constructed under the financial assistance of GOI.

Having got successful in establishing required physical infrastructures, MMC at present has been running +2 programmes in Science, Management, Humanities, and Education affiliated to Higher Secondary Education Board. It has also been running bachelors programmes in Science, Management, Humanities and Education affiliated to Tribhuvan University. It has been running B.B.M. program in Bachelor's Level successfully. In the same way, it has been running Master's Program in Management and Humanities. Under Humanities, sociology and English program are being run. It has been providing quality education at the affordable rate of fee. Our students have become able to achieve the first, the second, the sixth, and the eighth position in the final examination held by T.U. in different years in the past.

So, MMC is moving ahead with an aim of fulfilling all the requirements to meet the aspired goals and objectives with the collective efforts of all the concerned authorities. The campus still has to do a lot of endeavors to be a leading and vibrant educational institution of the nation.

Academic Progress

Makwanpur Multiple Campus started its academic program with intermediate level in commerce. However, later on different academic programs were added to fulfill the educational need of this region. At present, about 5000 students are studying in Bachelor's and Master's Level. This campus has not only facilitated the students of the district, especially those from the backward class, it has also immensely facilitated many students mainly from the backward class in the neighbouring districts such as Bara, Parsa, Rautahat, Sarlahi, Dhading, Kavre and Sindhuli. It has granted educational opportunities in an easy access to the people mainly from economically, socially and educationally backward class such as Tamang, Danuwar Rai, Magar, Chepang, and other ethnic groups.

Enrollment Trend Analysis of the Last Three Years (Program Wise/Level Wise) Disaggregated by Female and Educationally Disadvantaged Students Bachelor's Level

SN	Program	Year /Sem	Total Enrollment (Latst Three Years)								
			Total			Female			EDJ		
			2076	2077	2078	2076	2077	2078	2076	2077	2078
1	B.B.S.	1st Year	439	668	839	237	341	372	107	94	251
		2nd Year	359	439	501	229	237	282	98	107	146
		3rd Year	394	359	358	250	229	215	105	98	94
		4 th Year	321	347	272	194	238	175	67	86	83
2	B.A.	1st Year	89	152	176	54	82	103	26	54	16
		2nd Year	57	89	94	28	54	55	14	26	39
		3rd Year	55	57	70	30	28	45	13	14	21
3	B.ED. (4 years)	1st Year	97	200	260	74	134	197	45	62	21
		2nd Year	89	97	143	69	74	93	36	45	57
		3rd Year	111	89	68	83	69	56	37	36	30
		4 th Year	56	89	80	41	70	60	18	26	30
4	B.SC.	1st Year	42	67	66	15	43	37	11	14	1
		2nd Year	54	42	56	31	15	34	8	11	16
		3rd Year	43	54	38	26	31	12	11	8	9
		4 th Year	46	40	48	22	24	27	8	8	9
5	BBM (Even)	1st Sem	45	75	86	28	48	52	8	7	22
		3rd sem	27	45	67	17	28	43	4	8	11
		5 th sem	36	26	41	17	17	27	3	2	8
		7th Sem	34	34	26	18	17	17	6	2	5
6	BBA	1 st Sem	28	31	33	12	24	21	5	1	6
		3rd sem	0	28	29		12	21		5	2
		5th sem	0		28			12			8
TOTAL			2422	3028	3379	1475	1815	1956	630	714	885

Master's Level											
SN	Program	Year /Sem	Total Enrollment								
			Total			Female			EDJ		
			2075	2076	2077	2075	2076	2077	2075	2076	2077
1	MBS	1st Sem	65	130	102	68	68	61	5	24	14
		3 rd Sem	0	60	92	32	32	56	0	4	12
2	MA	1st Sem	16	40	20	12	22	10	10	0	4
		3 rd Sem	0	15	30	0	11	16	0	3	9
3	MED	1st Sem	0		12	0	0	9	0	0	6
TOTAL			81	245	256	112	133	152	15	31	45

Pass Rat Trend Analysis of the Last Three Years (Program Wise/Level Wise) Disaggregated by Female and Educationally Disadvantaged Students

Bachelor's Degree Pass Rate Trend Analysis:

Program	Year/Sem Semester	TOTAL APPEARED			TOTAL PASS			Female						EDJ					
		2075	2076	2077	2075	2076	2077	2075	2076	2077	2075	2076	2077	2075	2076	2077	2075	2076	2077
		2075	2076	2077	2075	2076	2077	2075	2076	2077	2075	2076	2077	2075	2076	2077	2075	2076	2077
B.S. (years)	1st year	469	439	501	83	115	*	269	237	282	49	55	*	130	104	146	25	20	*
	2nd year	500	360	358	109	106	*	310	230	215	72	71	*	134	100	94	24	25	*
	3rd year	408	398	311	85	109	127	239	247	196	55	67	77	94	102	101	22	17	30
	4 th year	291	320	347	174	169	168	177	191	231	88	99	109	51	70	96	33	29	31
B.E.D. (years)	1st year	81	96	94	24	20	*	43	54	55	15	13	*	21	26	39	9	8	*
	2nd year	64	58	70	18	17	*	38	28	45	8	9	*	15	15	21	6	4	*
	3rd year	62	57	55	19	30	30	39	30	26	10	17	14	17	13	9	7	9	1
C.	1st year	115	99	143	13	17	*	83	74	93	8	10	*	49	45	57	6	9	*
	2nd year	126	89	68	24	12	*	93	69	56	19	9	*	40	34	30	4	5	*
	3rd year	69	111	72	13	26	*	53	83	65	9	21	*	25	36	26	8	6	*
	4 th year		56	89		27	45		42	70		20	34		19	29		10	12
VI	1st year	69	42	56	7	9	*	39	15	32	5	2	*	11	11	16	0	1	*
	2nd year	46	54	38	8	13	*	27	31	12	4	8	*	11	9	9	2	0	*
	3rd year	47	43	54	32	19	22	25	26	32	20	13	16	9	13	11	6	4	3
	4 th year	34	46	40	23	38	34	14	22	25	13	22	21	8	7	12	4	6	10
A	1st Sem	45	42	72	33	26	47	28	28	45	22	17	26	8	7	11	8	3	5
	3rd Sem	27	26	41	20	22	35	17	16	27	12	13	24	4	4	8	3	4	7
	5th Sem	36	34	25	33	31	23	17	16	15	16	16	14	3	3	4	3	2	4
	7th Sem	34	34	34	31	34	34	18	17	17	16	17	17	6	6	3	6	6	3
A	1st Sem		28	31		24	30		13	22		13	22		5	2		5	2
	3rd			27			27			12				12		6			6
TOTAL		2523	2432		749	864	622	1529	1469	1573	441	512	374	648	629	730	176	173	114

Result has not been published

(Signature)
Dr. Shankar Prasad Upadhyaya
Campus Chief
महाराष्ट्र-समूह-महाराष्ट्र
महाराष्ट्र-समूह-महाराष्ट्र
महाराष्ट्र-समूह-महाराष्ट्र

Master's Level Pass Rate Trend Analysis:

Program	Year /Sem	Total Appeared			Total Pass			Female						EDJ					
								TA			TP			TA			TP		
		2075	2076	2077	2075	2076	2077	2075	2076	2077	2075	2076	2077	2075	2076	2077	2075	2076	2077
MBS	1st Sem	65	113	119	41	33	28	37	69	75	25	23	17	4	12	16	2	4	4
	3rd Sem	0	55	98		38	50		33	56		22	35		2	13		0	3
MA (Sociology)	1st year/Sem	9	32		3	17		7	16		3	10		2	9		1	3	
	2nd year	8	0	20	3	0	9	6	0	11	3	0	6	2	0	4	1	0	2
	3rd Sem	0	8			1			7			1			2			0	
	4th sem			23			*			11			*			0			*
MA (Eng)	1st year/sem	7	8	5	4	7	4	5	5	2	3	5	1	1	3	0	1	3	*
	2nd year	7	0		2	0		5	0		1	0		1	0		1	0	
	3rd Sem		7			0			5			0			1			0	
	4th sem			7			*			4			*			3			*
TOTAL		96	223	272	53	96	91	60	135	159	35	61	59	10	29	36	6	10	9
*Result has not been published																			

Graduate Trend Analysis of the Last Three Years (Program Wise/Level Wise) Disaggregated by Female and Educationally Disadvantaged Students

Program	Total			Female			EDJ			Dalit			Madhesi		
	2075	2076	2077	2075	2076	2077	2075	2076	2077	2075	2076	2077	2075	2076	2077
B.B.S.	132	116	119	71	62	71	26	20	21	2	7	6	3	9	8
B.A.	12	21	16	4	10	8	4	9	4	1	0	0	0	1	0
B.ED.	18	20	17	9	14	15	12	11	4	1	0	0	0	1	0
B.SC.	26	28	16	13	15	9	3	5	5	0	0	0	1	0	2
B.B.M.	10	25	1	7	14	1	0	6	0	0	0		1	4	0
Sub Total	198	210	169	104	115	104	45	51	34	4	7	6	5	15	10
M.B.S.	29	5	14	14	3	6	3	1	0	0	0	0	1	0	0
M.A. (Sociology)	29	1	12	20	1	7	5	0	0	4	0	0	0	0	0
MA (English)	4	0	12	4	0	7	0	0	3	1	0	0	0	0	0
Sub Total	62	6	38	38	4	20	8	1	3	5	0	0	1	0	0
Total	260	216	207	142	119	124	53	52	37	9	7	6	6	15	10

Programs

Currently, the campus is running academic programs of different levels and faculties that have been mentioned below:

SN	Faculty	Programs	Types	Shift
1	Management	BBS	4 Years	Morning
2	Management	BBM	8 Semesters	Day
3	Management	BBA	8 Semesters	Day
4	Management	MBS	4 Semesters	Day
5	Humanities	BA	4 Years	Morning
6	Humanities	MA (Sociology)	4 Semesters	Evening
7	Humanities	MA (English)	4 Semesters	Evening
8	Education	BED	4 Years	Morning
9	Education	MED (English)	4 Semesters	Evening
10	Education	MED (EPM)	4 Semesters	Evening
11	Science	BSC (General)	4 Years	Evening

Educational Pedagogy

MMC has been changing its teaching learning methods with the changes of time. According to the nature of the subject and the curriculum, different educational pedagogy is used. Learning on practical base is the main motto of MMC. Different observational visits, industrial tours are arranged regularly. Students are sent for internships. Guest lecturing by professors, experience sharing by experts of the subject is also frequent. Teachers are encouraged for more audio visual presentation and to make the class more interactive by using more discussion method and problem solving method.

Physical Progress

a. Infrastructural Development From the time of its establishment, MMC has made a remarkable progress in its infrastructural development. Starting from a small building with six rooms, it has now six eye catching buildings with more than fifty class rooms, three storied administrative building, double storied library, separate canteen etc. The implementation of SHEP in MMC is the landmark for the academic and infrastructural development of the campus. Administrative and academic buildings are extended, labs and libraries are enhanced and extended, well equipped conference hall and seminar

hall are made, and different offices for different subject departments are made. At present the campus has the following infrastructure.

- i. Administration Building (Three Storied) with separate Account, Examination, store sections, offices of campus chief, assistant campus chief and others.
- ii. Main Building (Three storied) – 25 rooms
- iii. Science Building (Four Storied)- 28 rooms
- iv. New Building (Three Storied)- 18 rooms
- v. A Library building which has first floor as text book section and second floor as reference library with e-library facilities.
- vi. A well equipped auditorium Hall
- vii. A seminar hall
- viii. Four Different offices for faculty heads. Seven separate subject departments.
- ix. Computer lab, Physics lab, Chemistry Lab, Biology lab
Canteen (Tin-roofed)

The campus has successfully completed the following construction and purchase works in F/Y 2077/2078:

- i. Construction of Botanical Garden
- ii. Construction of Motorcycle Parking
- iii. Construction of Toilet in Administration Building
- iv. Purchases of Books
- v. Purchase and installation of website
- vi. Purchase of Desk-Bench

Educational Aids

Along with the change of time and advancement of technology, teaching methods are also being reformed in the world. Online learning and use of multimedia in teaching have become common these days. With the realization of this situation, our campus is gradually making progress in teaching aids.

The campus has been developing the library with priority. It has developed e-library separate from general library. In the next floor we have been operating e-library and reference library with internet facility. There are hundreds of journals and international online journals. The library is free for every teaching staff, non-teaching staff and students. To make library activities fully computerized, new

library software has been installed. There are CCTVs for monitoring all activities of library, administrative offices and premises also .

The frequency of using multimedia projectors in the classrooms has increased. There are some classrooms in which projectors are fixed. Semester based programs like MBS, BBM and BBA classes are regularly run through multimedia. Apart from these, there is computer lab and e-library for students to learn computer with internet facility and access free references and journal articles. All black boards are replaced by white boards in classrooms. Our campus has well equipped science lab with technicians. To meet the need of growing number of students, rooms for lab have been extended recently.

Not only this, the faculties have been using some unique materials and techniques to make teaching learning efficient. We are committed to make our teaching learning process for advances and learner friendly environment in campus.

1	Building	i) No. of Buildings: 7 ii) No. of Class Rooms: 76 iii) Total Number of Labs: 8 iv) Number of Science Lab: 7
2	Furniture	i) No. of Desks and Benches: 1008 ii) No. of Tables and Chairs: 54 & 90 iii) No. of Cabinets: 42
3	Equipments	i) No. of Computers: 144 ii) No. of Printers: 38 iii) No. of Fax Machines: 1 iv) No. of Photocopy Machines: 2 v) No. of Overhead and Multimedia Projectors: 26 vi) Number of Computers in Lab: 30
4	Library	i) No. of Library Rooms: 2 ii) No. of Study Rooms: 1 iii) No. of Books: 75920 iv) No. of Journal: 150

Financial Progress

Analysis of Financial Resources

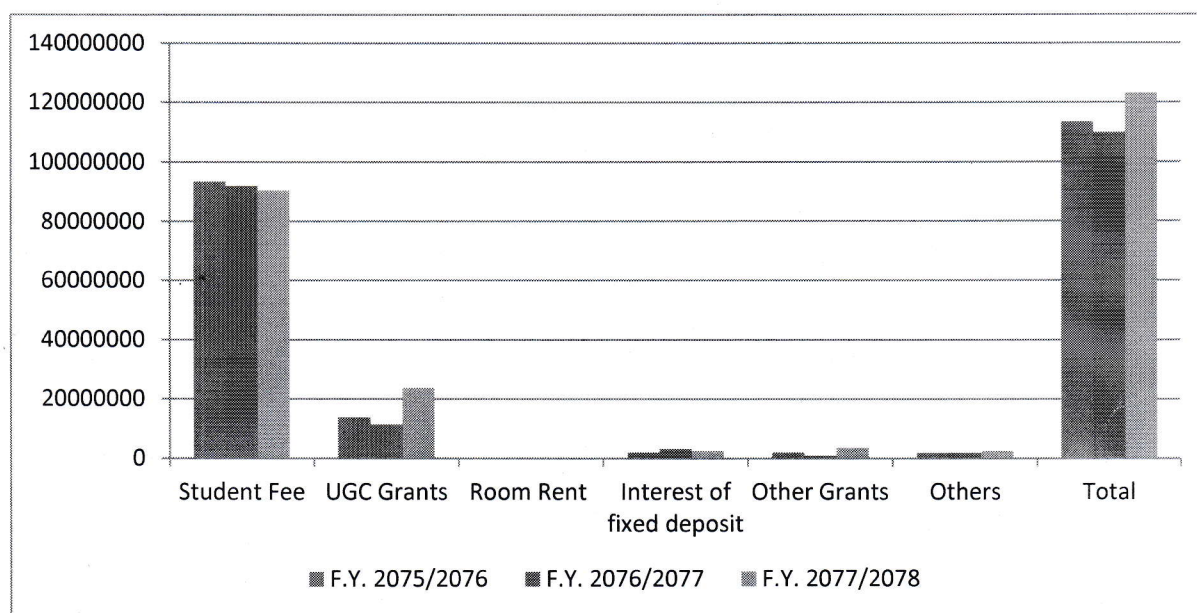
Cost recovery is the national policy in higher secondary (NPC). TU also has emphasized on the internal resource generation to recover the operating expenditure of its constituent campuses. So, community campus like MMC generates internal funds by mobilizing available resources and imposing additional charges to the students. The campus has also raised funds by mobilizing its internal resources like rental revenue, interest of fixed deposit, levying development fees to the students. The following table and figure shows the income of last three years:

Table: 1

Source of income	F.Y. 2075/2076	F.Y. 2076/2077	F.Y. 2077/2078
Student Fee	93571735.00	91977245.00	90380450.00
UGC Grants	13975194.13	11525850.00	23733081.32
Room Rent	146818.80	240564.00	205218.00
Interest of fixed deposit	1990771.18	3298133.10	2649836.35
Other Grants	1995670.00	974150.00	3587976.00
Others	1866535.00	1935888.91	2636496.25
Total	113546724.00	109951831.00	123193057.92

The following graph shows the trending of income sources in last three years:

Figure: 1



The campus do not directly receives the fund from Nepal Government. So, the main source of income relied student fee. External sources include the fund received from the subsidies and grants from UGC. Percentage of revenue raised from internal sources ranges from 80 to 95 percent during the analysis period (FY 2074/2075 to 2076/2077). In most of the years, the contribution of internal sources of revenue remains within 80-95 percent. The campus has received performance, matching and regular grants from UGC which remain 10 percent of total income FY 2076/2077. Receiving matching grants implies that the campus has expanded its physical facilities, performance and regular grants for both academic and administrative during the observed period.

In overall, income of the campus is in increasing trend, though the total income in F.Y. 2076/2077 slightly low in comparison to earlier fiscal year. Despite this, incremental rate is less satisfactory. Campus must find out possible sources of income to significant increase in revenue in order to overcome increasing expenditure that is major challenge for institution.

The following table and figure shows the last three years' expenditure:

Table: 2

Expenditure	F.Y. 2075/2076	F.Y. 2076/2077	F.Y. 2077/2078
Salary	94099228.10	94947563.99	99282887.58
Teaching materials	7719581.60	4623244.00	5801338.99
Maintenance	595658.91	209937.22	228691.94
Scholarship	4550475	4635460.00	3748825.00
Student welfare	773494.00	892100.00	938000.00
Administrative Expenses	3936502.22	3880668.95	3669398.75
Others	1813277.10	1331697.65	638986.98
Total	113488216.93	110520671.81	114308129.24

Category	F.Y. 2075/2076 (Rs.)	F.Y. 2076/2077 (Rs.)	F.Y. 2077/2078 (Rs.)
Salary	9,400,000	9,400,000	9,800,000
Teaching materials	600,000	400,000	500,000
Maintenance	100,000	100,000	100,000
Scholarship	400,000	400,000	400,000
Student welfare	100,000	100,000	100,000
Administrative...	400,000	400,000	400,000
Others	100,000	100,000	100,000
Total	11,000,000	10,800,000	11,200,000

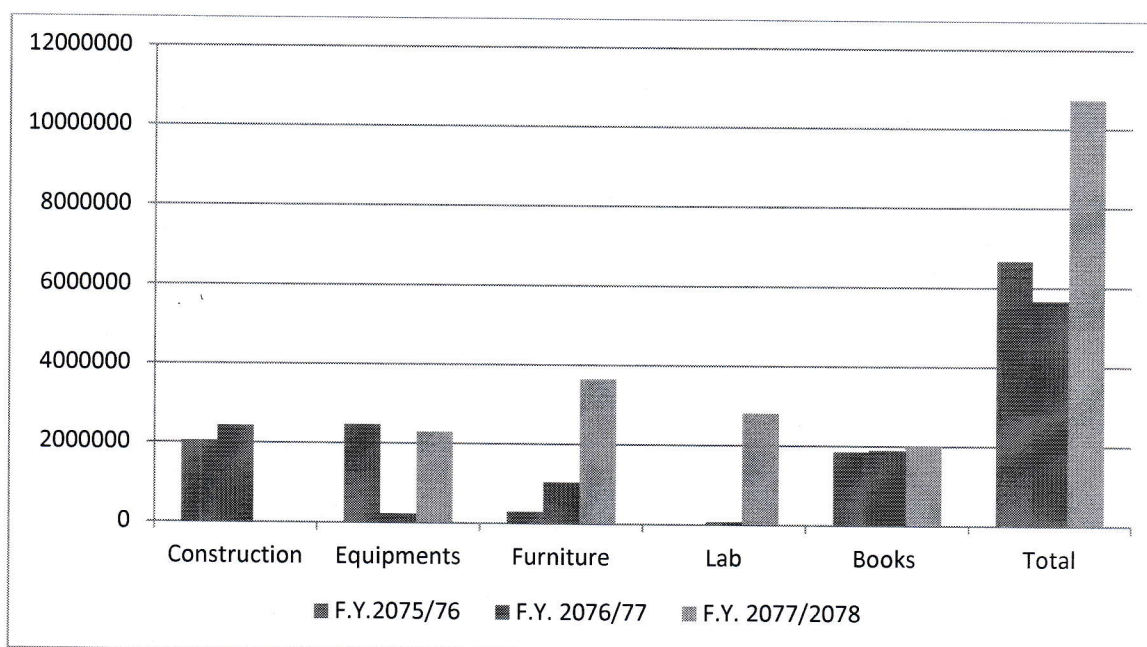
- **Capital expenditure**

Table: 3

Capital Expenditure	F.Y.2075/76	F.Y. 2076/77	F.Y. 2077/2078
Construction	2045218.65	2423006.47	
Equipments	2462030.44	222300.00	2288980.00
Furniture	295003.45	1044648.38	3635637.50
Lab	23504.00	79100.00	2806788.92
Books	1856387.06	1897070.00	2002684
Total	6682143.60	5666124.85	10734090.42

Dr. Shankar Prasad Upadhyaya
Campus Chief

Figure: 3



Capital expenditures to be supportive for work efficiency and revenue increment. Trend in capital expenses is significantly increased in last fiscal year which is seemed very well. Relationship between capital expenses and income is seemed positive but not highly correlated.

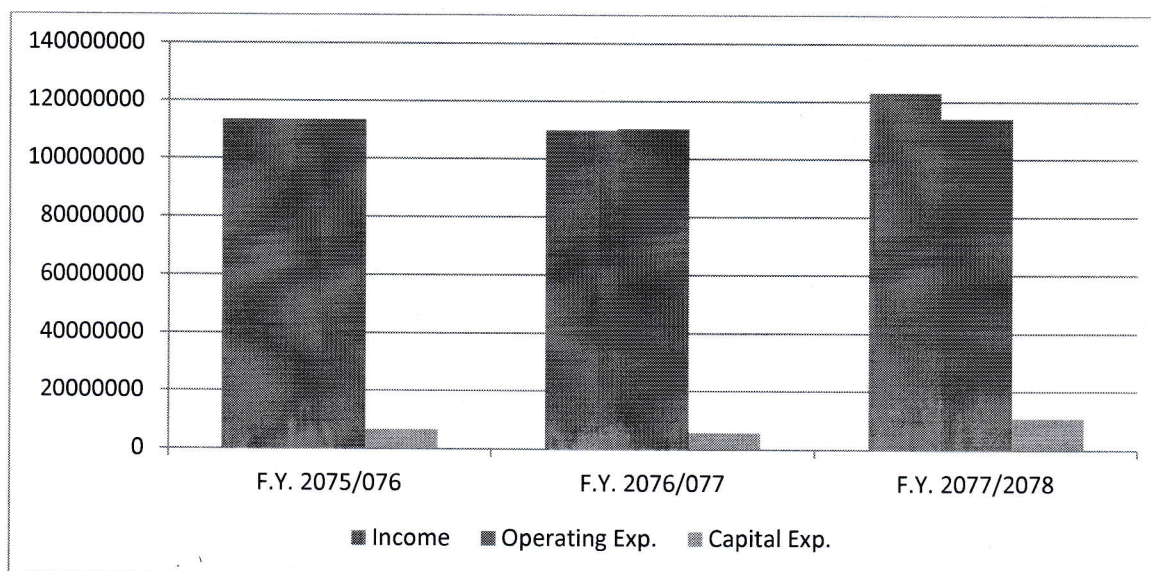
- Income and Expenditure Status:**

The following table and figure shows the last three years' Income and Expenditure status of the campus:

Table: 4

Total	F.Y. 2075/076	F.Y. 2076/077	F.Y. 2077/2078
Income	113546724.1	109951831.01	123193057.92
Operating Exp.	113488216.9	110520671.81	114308229.24
Capital Exp.	6682143.6	5666124.85	10734090.42

Figure: 4



Capital expenditures to be supportive for work efficiency and revenue increment. Trend in capital expenses is significantly increased in last fiscal year which is seemed very well. Relationship between capital expenses and income is seemed positive but not highly correlated.

Social Progress

The campus conducts various extension programs regularly to get more support from stakeholders and community. The campus has formed different mechanisms to get regular feedbacks from stake holders and the community which has helped to increase support for the campus and it has developed the feeling of ownership in the community.

There is also great support and contribution of the community in the development of the college. The feedback, suggestions from the members of the society is always valuable. Alumni Association is also the member of the college stakeholders which plays role in different occasions. The organizations like Bankers Association, Chambers of Commerce has been helping the college by giving the students opportunity of doing internships.

The campus will continue organizing such programs, and will make it more frequent so that the coordination between campus and society increases in future.

- **Campus' Involvement in Social activities**


1. Health Camp
2. Fund Raising for needy people
3. Save the Environment Program
4. Say No to Drugs

5. Tree plantation and Sanitation Program
 6. Provide auditorium, seminar hall, exam hall for different organizations to conduct programs and exams.
 7. Provide Covid 19 Vaccine Center and Regular Vaccine Center
- **Society's Contribution to Campus**
 1. Different organization assists needy students for scholarship
 2. Different Commercial banks, FM stations and media house provide internship program for students.
 3. Conduct different awareness program for the student by Clubs and organization
 - **Plan for campus' Contribution to Society**
 1. Provide library facility
 2. Awareness program on sanitation and green environment
 - **Plan for Increase Involvement of Society in the Campus**
 1. Sports Meets
 2. Interaction program on creating job opportunity with different stakeholders
 3. Blood Donation and Health Camp
 4. Interaction program on quality of education and employment
 5. Training, workshop and seminars and talk programs


Issues, Challenges and Plan for Addressing the Issues and Challenges

The time has been changing, and with the change of time the campus has been facing new issues and new challenges. MMC has been running four different faculties- humanities, science, education and management. But in last few years students are drastically decreasing in the humanities and social sciences faculty. Students are choosing technical subjects and semester based subjects. Number of students is increasing in Science and management too. Semester based programs like BBA, BBM are also attracting students. So, there is the need to introduce more technical and practical oriented programs. Since 2069, BBM has been started and students are increasing every year. From the year 2075 BBA also has been launched. The campus has launched MED program in EPM and English from TU from AY 2076/2077. The campus has submitted to launch BICTE program. The dropout rate of the students is very high in MMC. The average dropout rate is around 35%. Most of the students drop their study to go abroad. Most of them go to other countries as workers. Lack of job opportunities and political instability in the country are the cause for the situation. It is a challenge for the educational institution to show hopes for the students by introducing market oriented subjects.

Dr. Shantakrishna
Campus Chief



The rising cost for salaries and program needs are threats for the institution because of the low income group parents of the students. Most of the students are from remote part of the district and large number is from *dalits*, *janajatis*, and educationally disadvantaged groups. Providing quality education in affordable fee is a challenge for MMC. Rising number of competitors has been creating unhealthy competition. As community campus, MMC has lots of restriction and responsibilities. Political influence is one of them. Student's Union, teacher's Union, Management committee is formed by election and members are politically divided. So sometimes it poses threats. Student's politics sometimes creates disturbances. But till now the campus administration is successful to solve all problems with discussion and all party meetings.


Dr. Shankar Prasad Upadhyaya
Campus Chief

