

Makawanpur Multiple Campus

Hetauda- 2, Makawanpur

2037



Annual Report

Fiscal Year 2078/2079

Publication Date: 2079-05-20

Report Preparation Team

Dr. Yam Bahadur Silwal

Mr. Nirajan Parajuli

Mr. Rupak Khulal



Report Endorsement Date: 2079-05-18

Executive Summary

Makawanpur Multiple Campus (MMC), a nonprofit making & community run higher educational institution affiliated to TU, was established in 1980 with contribution of people of Makawanpur district, District Development Committee, Hetauda Municipality, various private and public organizations including Makawanpur Chamber of Commerce and Industry, Narayani Transportation Association and so on. MMC is moving ahead with an aim of fulfilling all the requirements to meet the aspired goals and objectives with the collective efforts of all the concerned authorities. The campus still has to do a lot of endeavors to be a leading and vibrant educational institution of the nation.

Makawanpur Multiple Campus (MMC) prepares annual report to disseminate the information about the various aspects of the campus to the stakeholders. Annual report is prepared by a team after a number of meetings with the members of campus administration. The report is submitted to the campus management committee and after the approval; it is submitted to Campus Assembly (CA). The Campus Assembly includes stakeholders of the campus like representative of guardians, members from Teacher's Association, representative from Student Union and members from different fields in the community. This annual report reflects the financial and academic development of the campus. After CA approves it, the report is published for the public purpose.

This report includes the academic progress by presenting total existing programs and the trend analysis of enrollment of the students in different programs and levels in last three years. It not only shows the increment of numbers of students in the campus, but also the increment in number of female students and educationally disadvantaged groups. It shows growth of student facilities like scholarships, books in library, equipments in labs etc.




Dr. Shankar Prasad Upadhyay
Campus Chief

Table of Content

<u>Topics</u>	<u>Page No.</u>
1. Background	1
2. Academic Progress	1
2.1 Enrolment Trend Analysis of the Last Three Years	2
2.2 Pass Rate Trend Analysis of the Last Three Years	3
2.2.1 Bachelor's Degree	3
2.2.2 Master's Degree	3
2.3 Graduate Trend Analysis of the Last Three Years	4
2.4 Programs	4
2.5 Educational Pedagogy	5
3. Physical Progress	5
3.1 Infrastructural Development	6
3.2 Educational Aids	6
4. Financial Progress	7
4.1 Analysis of Financial Resources of last three years	7
4.2 Expenditure Analysis of last three years	8
4.3 Capital Expenditure of last three years	9
4.4 Income and Expenditure Status of the last three years	10
5. Audit Observations	11
6. Social Progress	11
6.1 Campus's Involvements in Social Activities	12
6.2 Society's Contributions for Campus	12
6.3 Plans for Campus's Contribution to Society	12
6.4 Plan for Increased Involvement of Society in the Campus	12
7. Issues and Challenges	12
7.1 Strengths of Campus	13
7.2 Weaknesses	13
7.3 Opportunities of Campus	13
7.4 Short Term Challenges of Campus	13
7.5 Long Term Challenges of Campus	14
7.6 Plan for Addressing the Issues and Challenges	14


 P. Sankar Prasad
 Chairman

1. Background


Makawanpur Multiple Campus (MMC), a pioneer non-profit making public campus of Makawanpur district established in 2037 B.S. with the view of providing higher education not only to the people of Makawanpur district, but also the aspiring people from neighboring districts. The campus at present is the consequence of the insurmountable efforts, unflinching struggle and deep love of people of Makawanpur district. The condition of MMC at present has changed a lot. The campus has six buildings for operating administrative service and teaching learning activities. It has got a separate administration building with separate sections, three different buildings for running the classes of different levels, a canteen and a two storied library building with text book section and reference section. The building also contains a well-equipped modern conference hall and a mini seminar hall.

This campus has been running bachelor's programs in Science, Management, Humanities and Education affiliated to Tribhuvan University. Likewise, Master's degree programs in Management, Humanities and Education are running quite effectively. It has been providing quality education at the affordable rate of fee. Our students have become able to achieve the first, the second, and the third position in the final examinations held by T.U. in different years.

MMC is moving ahead with an aim of fulfilling all the requirements to meet the aspired goals and objectives with the collective efforts of all the concerned authorities. The campus still has to do a lot of endeavors to be a leading and vibrant educational institution of the nation.

2. Academic Progress

Makawanpur Multiple Campus started its academic program with intermediate level in commerce. However, later on different academic programs were added to fulfill the educational need of this region. At present, about 4500 students are studying in Bachelor's and Master's Level. This campus has not only facilitated the students of the district, especially those from the backward class, it has also immensely facilitated many students mainly from the backward class in the neighboring districts such as Bara, Parsa, Rautahat, Sarlahi, Dhading, Kavre and Sindhuli. It has granted educational opportunities in an easy access to the people mainly from economically, socially and educationally backward class such as Tamang, Danuwar Rai, Magar, Chepang, and other ethnic groups.



Makawanpur Multiple Campus Chief

2.1 Enrollment Trend Analysis of the Last Three Years (Program Wise/Level Wise) Disaggregated by Female and Educationally Disadvantaged Students Bachelor's Level

SN	Program	Year /Sem									
			Total			Female			EDJ		
			2077	2078	2079	2077	2078	2079	2077	2078	2079
1	B.B.S.	1st Year	668	678	176	341	329	237	94	218	45
		2nd Year	439	501	678	237	282	329	107	146	218
		3rd Year	359	358	661	229	215	314	98	94	181
		4 th Year	347	272	402	238	175	241	86	83	111
2	B.A.	1st Year	152	134	12	82	68	54	54	42	3
		2nd Year	89	94	134	54	36	28	26	39	42
		3rd Year	57	70	144	28	45	80	14	30	42
3	B.ED. (4 years)	1st Year	200	197	20	134	147	18	62	99	9
		2nd Year	97	143	197	74	85	147	45	57	99
		3rd Year	89	68	222	69	56	174	36	30	79
		4 th Year	89	80	113	70	60	73	26	9	45
4	B.SC.	1st Year	67	34	*	43	15	*	14	9	*
		2nd Year	42	56	34	15	32	11	11	16	9
		3rd Year	54	38	54	31	12	35	8	9	9
		4 th Year	40	48	51	24	27	22	8	9	13
5	BBM (Even)	1st Sem	75	89	77	48	51	43	7	13	1
		3rd sem	45	67	89	28	41	51	8	11	13
		5 th sem	26	41	86	17	25	52	2	8	16
		7th Sem	34	26	67	17	15	43	2	4	10
6	BBA	1 st Sem	31	33	33	24	18	24	1	2	1
		3rd sem	28	29	33	12	21	18	5	2	1
		5th sem		28	33	28	12	22		8	4
		7th Sem			31			24			1
TOTAL			3028	3084	3347	1843	1767	2040	714	938	952

2.2 Pass Rate Trend Analysis of the Last Three Years (Program Wise / Level Wise) Disaggregated by Female and Educationally Disadvantaged Students

2.2.1 Bachelor's Degree

Program	Year /Sem	Total Appeared			Total Pass			FEMALE						EDJ					
								TOTAL APPEARED			TOTAL PASS			TOTAL APPEARED			TOTAL PASS		
		2076	2077	2078	2076	2077	2078	2076	2077	2078	2076	2077	2078	2076	2077	2078	2076	2077	2078
B.B.S. (4 Years)	1st year	439	533	661	115	90	*	238	296	314	58	53	*	98	143	181	20	18	*
	2nd year	364	358	402	106	97	*	235	205	241	73	52	*	101	81	111	24	21	*
	3rd year	398	313	303	109	127	*	254	202	183	65	28	*	103	91	68	17	28	*
	4 th year	331	347	272	169	170	*	193	228	178	94	107	*	80	89	78	36	30	*
B.A.	1st year	96	96	144	20	13	*	60	58	80	13	7	*	27	38	42	8	3	*
	2nd year	58	70	72	17	35	*	28	46	43	9	24	*	14	20	28	4	10	*
	3rd year	58	53	66	30	30	*	32	26	44	17	13	*	14	13	16	9	9	*
B.ED. (4years)	1st year	99	146	222	17	28	*	76	91	174	10	18	*	44	56	79	9	9	*
	2nd year	89	68	113	12	19	*	69	54	73	9	12	*	36	29	45	5	11	*
	3rd year	111	80	63	26	14	*	82	61	50	21	11	*	36	29	29	6	4	*
	4 th year	56	89	72	27	44	26	40	68	56	18	35	22	18	26	25	11	11	*
B.SC.	1st year	42	59	54	9	8	*	14	37	27	2	3	*	10	16	9	1	2	*
	2nd year	54	38	51	13	14	*	32	12	31	8	5	*	9	10	13	0	2	*
	3rd year	43	54	39	19	22	*	27	33	13	13	16	*	9	10	12	4	2	*
	4 th year	48	42	48	38	34	*	23	26	29	22	20	*	7	12		6	10	
BBM	1st Sem	45	72	86	33	47	27	28	46	52	22	28	20	7	10	16	6	4	2
	3rd Sem	27	41	67	20	35	58	17	27	43	12	24	40	4	6	10	3	5	8
	5th Sem	37	25	41	33	23	39	16	15	27	16	14	27	3	4	6	3	4	5
	7th Sem	34	34	25	31	33	24	18	16	15	18	16	14	6	3	4	6	3	4
BBA	1st Sem	28	31	32	24	30	25	13	22	21	13	22	15	6	3	5	6	2	5
	3rd Sem		27	29		27	25		12	20			16		6	2		6	2
	5th Sem			28			25			12			11			5			5
TOTAL		2457	2549	2833	868	913	199	1495	1569	1694	513	508	138	632	689	777	184	188	24

*Result has not been published

2.2.2 Master's Degree

Program	Year /Sem	Total Appeared			Total Passed			Female						EDJ					
								Total Appeared			Total Passed			Total Appeared			Total Passed		
		2076	2077	2078	2076	2077	2078	2076	2077	2078	2076	2077	2078	2076	2077	2078	2076	2077	2078
MBS	1st Sem	130	119	95	35	28	22	69	75	55	23	17	13	12	16	9	4	4	1
	3rd Sem	60	98	78	34	50	*	38	56	34	20	33	*	4	5	8	0	3	*
MA (Sociology)	1st year/Sem	32	20	23	17	9	*	16	6	5	10	5	*	9	3	2	3	2	*
	3rd Sem	8	23	16	1	10	*	7	11	9	1	7	*	2	6	3	0	2	*
MA (Eng)	1st year/sem	8	5	10	0	3	*	6	2	4	0	1	*	3	0	3	0	0	*
	3rd Sem	7	5	7	0	2	*	5	2	4	0	*	*	1	*	*	0	*	*
TOTAL		245	270	229	87	102	22	141	152	111	54	63	13	31	30	25	7	11	1

*Result has not been published

2.3 Graduate Trend Analysis of the Last Three Years

Program	Total			Female			EDJ			Dalit			Madhesi		
	2076	2077	2078	2076	2077	2078	2076	2077	2078	2076	2077	2078	2076	2077	2078
B.B.S.	116	119	*	62	71		20	21		7	6		9	8	
B.A.	21	16	*	10	8		9	4		0	0		1	0	
B.ED.	20	17	4	14	15	2	11	4	2	0	0	0	1	0	0
B.SC.	28	16	*	15	9		5	5		0	0		0	2	
B.B.M.	25	1	22	14	1	12	6	0	3	0	0	0	4	0	0
Sub Total	210	169	26	115	104	14	51	34	5	7	6	0	15	10	0
M.B.S.	5	14	13	3	6	8	1	0	0	0	0	0	0	0	1
M.A. (Sociology)	1	12	11	1	7	8	0	0	5	0	0	0	0	0	
MA (English)	0	12		0	7		0	3		0	0		0	0	
Sub Total	6	38	24	4	20	16	1	3	5	0	0	0	0	0	1
Total	216	207	50	119	124	30	52	37	10	7	6	0	15	10	1

2.4 Programs

Currently, the campus is running academic programs of different levels and faculties that have been mentioned below:

SN	Faculty	Programs	Types	Shift
1	Management	BBS	4 Years	Morning
2	Management	BBM	8 Semesters	Day
3	Management	BBA	8 Semesters	Day
4	Management	MBS	4 Semesters	Evening
5	Humanities	BA	4 Years	Morning
6	Humanities	MA (Sociology)	4 Semesters	Evening
7	Humanities	MA (English)	4 Semesters	Evening
8	Education	BED	4 Years	Morning
9	Education	BICTE	8 Semesters	Day
10	Education	MED (English)	4 Semesters	Evening
11	Education	MED (EPM)	4 Semesters	Evening
12	Science	BSC (General)	4 Years	Evening

2.5 Educational Pedagogy

Generally, teaching method used in the campus is mostly traditional lecture method. But, MMC has been changing its teaching learning methods with the changes of time and more of student oriented teaching method. According to the nature of the subject and the curriculum, different educational pedagogy is used. Learning on practical base is the main motto of MMC. Different observational visits, industrial tours are arranged regularly. Students are sent for internships. Guest lecturing by professors, experience sharing by experts of the subject is also frequent. Teachers are encouraged for more audio visual presentation and to make the class more interactive by using more discussion method and problem solving method. Group Discussion, Field visit and presentation, case study are used as teaching method.

3. Physical Progress

3.1 Infrastructural Development

From the time of its establishment, MMC has made a remarkable progress in its infrastructural development. Starting from a small building with six rooms, it has now six eye catching buildings with more than fifty class rooms, three storied administrative building, double storied library, separate canteen etc. The implementation of SHEP in MMC is the landmark for the academic and infrastructural development of the campus. Administrative and academic buildings are extended, labs and libraries are enhanced and extended, well equipped conference hall and seminar hall are made, and different offices for different subject departments are made. At present the campus has the following infrastructure.

- i. Administration Building (Three Storied) with separate Account, Examination, store sections, offices of campus chief, assistant campus chief and others.
- ii. Main Building (Three storied) – 25 rooms
- iii. Science Building (Four Storied)- 28 rooms
- iv. New Building (Three Storied)- 18 rooms
- v. A Library building which has first floor as text book section and second floor as reference library with e-library facilities.
- vi. A well-equipped auditorium Hall
- vii. A seminar hall
- viii. Four Different offices for faculty heads. Seven separate subject departments.
- ix. Computer lab, Physics lab, Chemistry Lab, Biology lab
Canteen (Tin-roofed)
- x. Botanical Garden
- xi. Temple of Saraswati goddess



The campus has successfully completed the following construction and purchase works in F/Y 2078/2079:

- i. Purchase of Lab Equipment
- ii. Purchase of Computer Accessories
- iii. Purchase of books
- iv. Journal Website (IRJMMC)
- v. Canteen Renovation

3.2 Educational Aids

Along with the change of time and advancement of technology, teaching methods are also being reformed in the world. Online learning and use of multimedia in teaching have become common these days. With the realization of this situation, our campus is gradually making progress in teaching aids.

The campus has been developing the library with priority. It has developed e-library separate from general library. In the next floor we have been operating e-library and reference library with internet facility. There are hundreds of journals and international online journals. The library is free for every teaching staff, non-teaching staff and students. To make library activities fully computerized, new library software has been installed. There are CCTVs for monitoring all activities of library, administrative offices and premises also.

The frequency of using multimedia projectors in the classrooms has increased. There are some classrooms in which projectors are fixed. Semester based programs like MBS, BBM and BBA classes are regularly run through multimedia. Apart from these, there is computer lab and e-library for students to learn computer with internet facility and access free references and journal articles. All black boards are replaced by white boards in classrooms. Our campus has well equipped science lab with technicians. To meet the need of growing number of students, rooms for lab have been extended recently.

Not only this, the faculties have been using some unique materials and techniques to make teaching learning efficient. We are committed to make our teaching learning process for advances and learner friendly environment in campus.

1	Building	i) No. of Buildings: 7 ii) No. of Class Rooms: 76 iii) Total Number of Labs: 8 iv) Number of Science Lab: 7
2	Furniture	i) No. of Desks and Benches: 1008 ii) No. of Tables and Chairs: 94 & 425 iii) No. of Cabinets: 8
3	Equipment	i) No. of Computers: 157 ii) No. of Printers: 37

		iii)	No. of Fax Machines: 1
		iv)	No. of Photocopy Machines: 1
		v)	No. of Overhead and Multimedia Projectors: 75
		vi)	No. of Computers in Lab: 30
		vii)	No. Fire Extinguishers: 5
4	Library	i)	No. of Library Rooms: 2
		ii)	No. of Study Rooms: 1
		iii)	No. of Books: 81164
		iv)	No. of Journal: 150

4. Financial Progress

Cost recovery is the national policy in higher secondary (NPC). TU also has emphasized on the internal resource generation to recover the operating expenditure of its constituent campuses. So, community campus like MMC generates internal funds by mobilizing available resources and imposing additional charges to the students. The campus has also raised funds by mobilizing its internal resources like rental revenue, interest of fixed deposit, levying development fees to the students. The following table and figure shows the income of last three years:

4.1 Analysis of Financial Resources

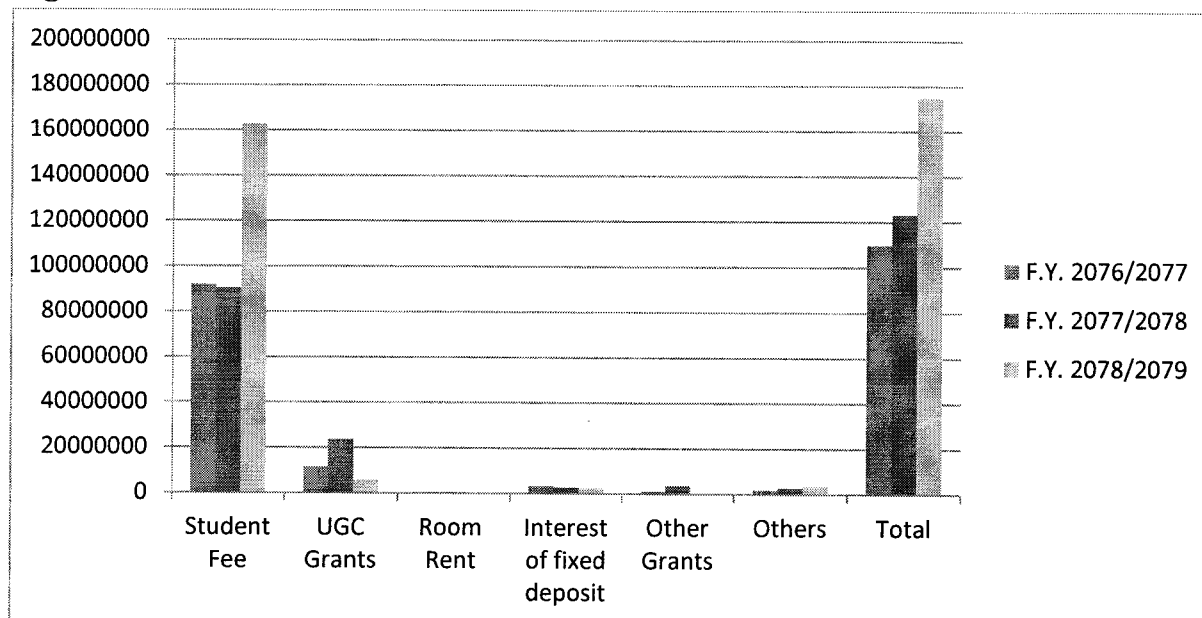
Table: 1

Source of income	F.Y. 2076/2077	F.Y. 2077/2078	F.Y. 2078/2079
Student Fee	91977245.00	90380450.00	162744680.00
UGC Grants	11525850.00	23733081.32	5693900.00
Room Rent	240564.00	205218.00	175088.00
Interest of fixed deposit	3298133.10	2649836.35	2517246.13
Other Grants	974150.00	3587976.00	295000.00
Others	1935888.91	2636496.25	3426414.68
Total	109951831.00	123193057.92	174852328.81



The following graph shows the trending of income sources in last three years:

Figure: 1



The campus does not directly receive the fund from Nepal Government. So, the main source of income relied student fee. External sources include the fund received from the subsidies and grants from UGC. Percentage of revenue raised from internal sources ranges from 80 to 95 percent during the analysis period. In most of the years, the contribution of internal sources of revenue remains within 80-95 percent.

In conclusion, income of the campus is in increasing trend. Despite this, incremental rate is less satisfactory. Campus must find out possible sources of income to significant increase in revenue in order to overcome increasing expenditure that is major challenge for institution.

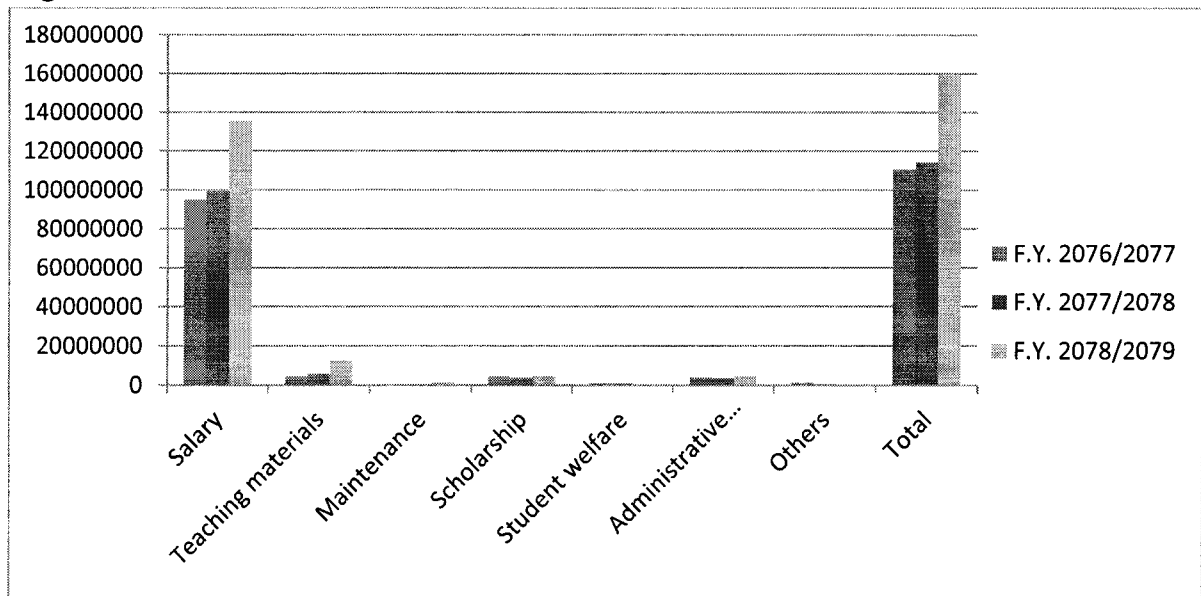
The following table and figure shows the last three years' expenditure:

4.2 Expenditure Analysis of the last three years

Table: 2

Expenditure	F.Y. 2076/2077	F.Y. 2077/2078	F.Y. 2078/2079
Salary	94947563.99	99282887.58	135379991.58
Teaching materials	4623244.00	5801338.99	12425122.51
Maintenance	209937.22	228691.94	1373612.33
Scholarship	4635460.00	3748825.00	4766810.00
Student welfare	892100.00	938000.00	406345.00
Administrative Expenses	3880668.95	3669398.75	4524379.20
Others	1331697.65	638986.98	503598.27
Total	110520671.81	114308129.24	159395758.89

Figure: 2



It is remarkable issue that total expenses exceed than the income. Possibility to be more economy is to be searched and stepped forward. Income from student fees do not covering salary expenses is another significance matter and increasing salary in year by year is challenging.

4.3 Capital expenditure

The given table and figure show the trend of Capital Expenditure of last three years.

Table: 3

Capital Expenditure	F.Y. 2076/77	F.Y. 2077/2078	F.Y. 2078/2079
Construction	2423006.47		
Equipments	222300.00	2288980.00	1154493.25
Furniture	1044648.38	3635637.50	994021.45
Lab	79100.00	2806788.92	808176
Books	1897070.00	2002684	4022928
Others			107100.50
Total	5666124.85	10734090.42	7086719.20


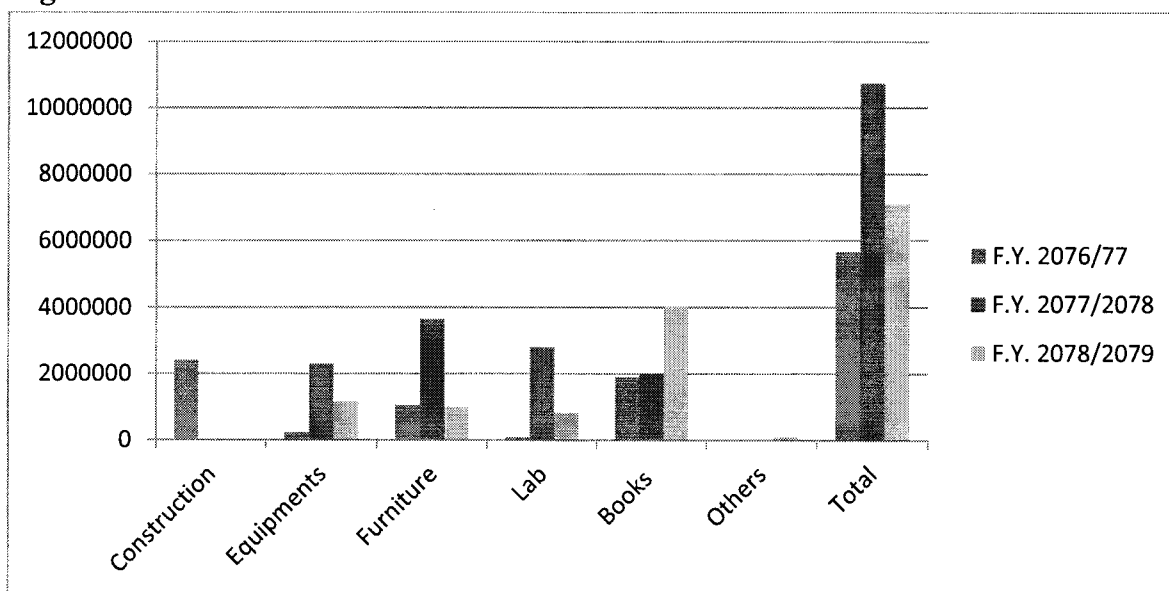

Principal
Campus Chief

Figure: 3



Capital expenditures to be supportive for work efficiency and revenue increment. Trend in capital expenses is significantly increased in last fiscal year which is seemed very well. Relationship between capital expenses and income is seemed positive but not highly correlated.

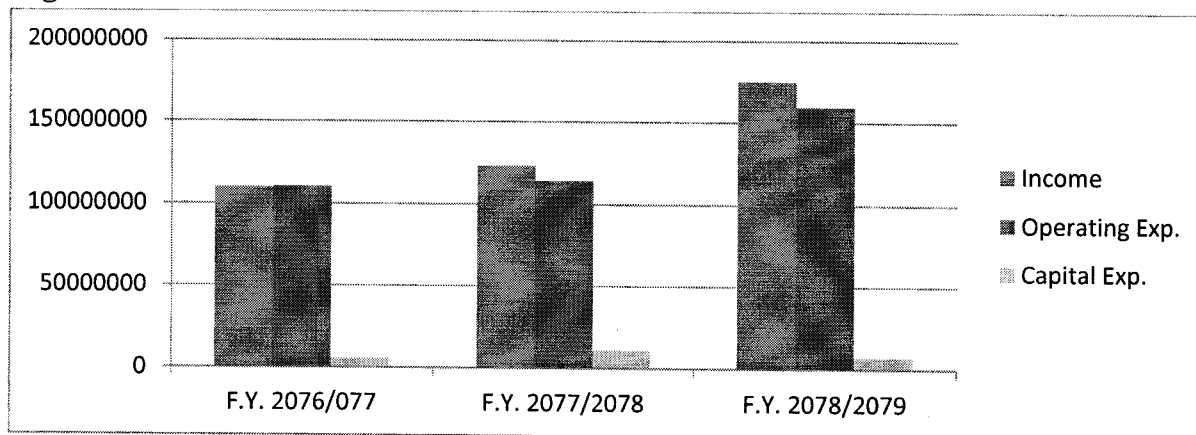
4.4 Income and Expenditure Status of the last three years:

The following table and figure shows the last three years' Income and Expenditure status of the campus:

Table: 4

Total	F.Y. 2076/077	F.Y. 2077/2078	F.Y. 2078/2079
Income	109951831.01	123193057.92	174852328.81
Operating Exp.	110520671.81	114308229.24	159395758.89
Capital Exp.	5666124.85	10734090.42	7086719.20

Figure: 4



[Handwritten signature]
 Director
 Higher Education
 Government of Karnataka

Capital expenditures to be supportive for work efficiency and revenue increment. Trend in capital expenses is significantly increased in last fiscal year which is seemed very well. Relationship between capital expenses and income is seemed positive but not highly correlated.

5. Audit observation of last fiscal year

After completion of internal audit of 2078/079, the final audit was completed by the registered auditor K.P.N. & Associates Chartered Accountants. The important

observatio
ns of audit
report are
as follows:

लेखासंग सम्बन्धित टिप्पणी

लेखा सिद्धान्त:

क्याम्पसको लेखा ऐतिहासिक मूल्य अवधारणा (Historical Cost Concept) को आधारमा तयार गरिएको छ । क्याम्पसले अपनाएका मुख्य-मुख्य लेखा सिद्धान्तहरू निम्नानुसार छन्
अचल सम्पत्ति:

- क्याम्पसको अचल सम्पत्तिको मूल्यांकन खरिद / निर्माण लागत मूल्यमा गरिएको छ र प्रस्तुत वर्ष थप सम्पत्तिमा हास कट्टी गर्ने गरेको छैन ।
- स्थिर सम्पत्तिको हास घट्दो मूल्य प्रणाली तल उल्लेखित दरमा कट्टी गर्ने गरिएको छ ।

सम्पत्ति	हास दर %
भवन	३
काठको फर्निचर	१५
स्टिल फर्निचर	८
कार्यालय उपकरण	१०
सवारी साधन	१५

सम्पत्ति	हास दर %
पुस्तक	२०
मेशिन औजार	१०
कक्षा फर्निचर	१५
प्रयोगशाला सामान	१५
कम्प्युटर तथा एसेसेरी	२०

लगानी:

क्याम्पसले विभिन्न बैंक तथा वित्तिय संस्थाहरूको मूद्दी खातामा लगानी गरेको छ । २०७९/०३/३२ मा क्याम्पसको निम्न बमोजिमको लगानी रहेको छ ।

बैंक तथा वित्तिय संस्था	खाता नं.	मुद्दती रकम
महालक्ष्मी विकास बैंक,हेटौडा	९९०५९२०५०२२	७४,००,०००।००
गरिमा विकास बैंक लि.,हेटौडा	९९०३५०२५००५	२५,००,०००।००
नेपाल बैंक लि.,हेटौडा	०२५०२५००४९७६४००००३	१,००,००,०००।००
राष्ट्रिय बाणिज्य बैंक लि.,हेटौडा	१३००१०००००२०२०२४	१,००,००,०००।००
जम्मा		२,९९,००,०००।००

6. Social Progress

The campus conducts various extension programs regularly to get more support from stakeholders and community. The campus has formed different mechanisms to get regular feedbacks from stake holders and the community which has helped to increase support for the campus and it has developed the feeling of ownership in the community.

There is also great support and contribution of the community in the development of the college. The feedback, suggestions from the members of the society is always valuable. Alumni Association is also the member of the college

stakeholders which plays role in different occasions. The organizations like Bankers Association, Chambers of Commerce has been helping the college by giving the students opportunity of doing internships.

The campus will continue organizing such programs, and will make it more frequent so that the coordination between campus and society increases in future.

6.1 Campus' Involvement in Social activities

1. Health Camp
2. Fund Raising for needy people
3. Save the Environment Program
4. Say No to Drugs
5. Tree plantation and Sanitation Program
6. Provide auditorium, seminar hall, exam hall for different organizations to conduct programs and exams.
7. Provide Covid-19 Vaccine Center and Regular Vaccine Center

6.2 Society's Contribution to Campus

1. Different organization assists needy students for scholarship
2. Different Commercial banks, FM stations and media house provide internship program for students.
3. Conduct different awareness program for the student by Clubs and organization

6.3 Plan for campus' Contribution to Society

1. Provide library facility
2. Awareness program on sanitation and green environment

6.4 Plans for Increase Involvement of Society in the Campus

1. Sports Meets
2. Interaction program on creating job opportunity with different stakeholders
3. Blood Donation and Health Camp
4. Interaction program on quality of education and employment
5. Training, workshop and seminars and talk programs

7. Issues and Challenges

The time has been changing, and with the change of time the campus has been facing new issues and new challenges. MMC has been running four different faculties- humanities, science, education and management. But in last few years students are drastically decreasing in the humanities and social sciences faculty. Students are choosing technical subjects and semester based subjects. Number of students is increasing in Science and management too. Semester based programs like BBA, BBM and BICTE are also attracting students. So, there is the need to introduce more technical and practical oriented programs. Issues and challenges are mentioned below:

7.1 Strengths of Campus:

- A QAA certified Institution
- Good infrastructure
- Sufficient professional human resource
- Good number of students
- Good recognition in the nation
- Well-defined organizational structure
- Support from local governmental and non-governmental bodies
- Sound academic environment
- Good location with favorable natural environment
- Faculties involved in higher studies and research activities
- Scholarship for students

7.2. Weaknesses:


- Large class size
- Limited use of modern technologies
- Limited options for academic programs and courses
- Ineffective marketing plan
- Lack of effective information system
- Students with poor economic background
- Purely dependent on the fees of students as the source of income.
- Reflection of external political environment


7.3 Opportunities of Campus:

- Able to implement the projects of the UGC in the campus.
- Capacity to run programs and courses as per the need of nation
- Use of modern technology in teaching, learning and administrative activities
- Harmonious relation with the community
- Opportunities for developing relationship with different commercial, industrial and financial institutions for academic internship
- Rising numbers of feeder higher secondary schools
- Increase in the immigration rate in Hetauda
- Wide coverage due to geographical and climatic suitability

7.4 Short term challenges of campus:

- Rising number of competitors and unhealthy competition
- Rising cost for salaries and expenditure.
- Lack of financial and academic support by the government.
- Growing number of drop out students
- High absenteeism of students due to job and poverty.
- Lack of job opportunities for graduated manpower
- Low-income parents who can't easily pay the fee
- Growing political influence


Campus Chief




- Lack of public awareness in terms of higher education

7.5 Long term challenges of campus:

- Creating investment environment in education sector by central, province and local government
- Main source of income is only student fee.
- Education used only as an income source
- Lack of clear education policies of Nepal government and TU calendar compliant
- Lack of adequate help from government
- Lack of attraction in Teaching profession
- Privatization in Education Sector
- Lack of employment for graduated students

7.6 Plan for Addressing the Issues and Challenges

- Get affiliation of new programs from Tribhuvan University.
- Recruit highly qualified faculties required for new programs and subjects.
- Establish well equipped infrastructures required for new programs.
- Modernize the class rooms as per the need of new programs.
- Provide higher education facility (MPhil/PhD) to faculties.
- Conduct trainings, workshops and seminars for professional development of faculties and staff.
- Conduct exposure visit, teacher exchange programs, career development program every year etc.
- Management training and exposure visits to reputed universities by management team, faculty and staffs.
- Recognize and reward faculty and staff for the better performance
- Promote academic research activities
- Fulfill the minimum infrastructural criteria as defined by the Province Government.
- Add some technical and academic programs in bachelor's and master's degree.
- Further enhancement of scholarship programs for deserving students launching merit-based scholarship
- Add emerging new programs and subjects
- Use effective advertising measures in different media
- Expand and upgrade science and computer lab
- Provide opportunities for study internships and experiential leadership
- Enhance the practice of student advising and job placement service with the focus on personal / professional guidance.
- Keep manageable number of students in each class
- Recruit and retain qualified faculty members



Handwritten signature and official stamp of the Campus Chair.